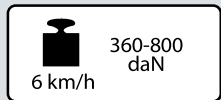
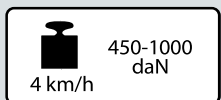
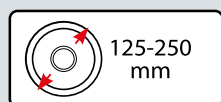


"TR" POLYURETHANE WHEELS WITH ERGONOMIC ROUND PROFILE AND ALUMINIUM CENTRE



Description

Tyre: very thick TR-Roll polyurethane with ergonomic round profile; hardness 92 Shore A; excellent rolling resistance and elasticity and good resistance to wear and tear.

Centre: made of cast aluminium.

Hub with shielded ball bearings with interference assembly in the seats obtained by centre moulding; also available without bearings.

Uses

Designed to improve trolleys' manual handling under heavy loads. The round profile reduces the start-up coefficient when the castors are positioned at 90° from the line of movement and therefore greatly reduces the amount of effort required by the operators when handling trolleys.

Combined with appropriate brackets they guarantee excellent performance for mechanical handling up to 12 km/h.

Examples of application: trolleys for the automotive industry, lean manufacturing trolleys and electrical pallet trucks.

Environments of use


Designed for industrial environments, even in presence of alcohols, glycols, hydrocarbons. Not recommended in areas with organic acids and mineral acids, base solutions and saturated vapour.

WEAK ACIDS		WEAK BASES	
STRONG ACIDS		STRONG BASES	
WATER		HYDROCARBONS	
ALCOHOL		SOLVENTS	



For information on the compatibility of the component wheel materials with specific aggressive chemical substances, see table at page 40.

Floors

Suitable for all types of industrial floors, except unpaved; it easily overcomes obstacles.



Force required to push or tow a wheel

 	100 kg	250 kg	400 kg	500 kg	650 kg	800 kg
125 mm	2,5	5	7	---	---	---
160 mm	1,8	4,7	6	7	11	---
200 mm	1,2	4,5	5,4	6,2	9	12

For each load and diameter, the table indicates the force (in daN) needed to push or tow a single wheel at the constant speed of 4 km/h on smooth flooring. For manual handling of a 4-wheeled trolley we recommend diameters that have values < 5 daN, for frequent handling we recommend diameters with values < 3 daN.

Fittings with brackets



Medium-duty brackets M

Maximum carrying capacity 500 daN - available diameters 160-200 mm
Top plate fitting. Available with adjustable front brake.



Medium-heavy duty brackets P

Maximum carrying capacity 750 daN - available diameters 125-200 mm
Top plate fitting. Available with adjustable rear brake.



Heavy-duty PT brackets with hardened ball race grooves

Maximum carrying capacity 800 daN - available diameters 125-200 mm
Top plate fitting. Available with adjustable rear brake.



Extra-heavy duty brackets EP

Maximum carrying capacity 800 daN - available diameters 160-200 mm
Top plate fitting. Available with adjustable rear brake.



Electrowelded brackets EE MHD

Maximum carrying capacity 800 daN - available diameters 125-200 mm
Top plate fitting. Available with adjustable rear brake.



Electrowelded twin brackets EEG MHD














Maximum carrying capacity 1500 daN - available diameters 160-200 mm
Top plate fitting. Available with adjustable rear foot brake, operating on wheel rotation only



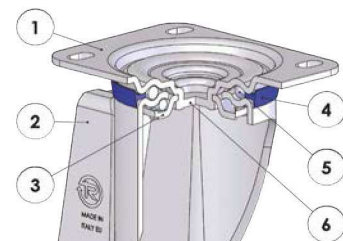
Electrowelded sprung-loaded brackets EES MHD

Maximum carrying capacity 800 daN - available diameters 160-200 mm
Top plate fitting. Available with adjustable front brake.


















															
mm	mm	kg	COD.	kg	COD.	mm	mm.	mm	mm	daN	daN	daN	daN		
125	40	0,73	652503	0,51	654503	20	50	47	14	650	250	450	360		
160	50	1,11	652504	0,89	654504	20	58	47	14,5	900	280	700	560		
200	50	1,68	652506	1,44	654506	20	58	47	14	1000	300	800	640		
250	50	2,40	652508	2,10	654508	20	55	52	15	1200	330	1000	800		

Medium-duty brackets M - max carrying capacity 500 daN



- 1) Plate: electrolytically galvanised steel plate
 - 2) Fork: electrolytically galvanised steel plate
 - 3) Ball race ring: electroplated galvanised steel
 - 4) Dust seal: blue polyethylene
 - 5) Swivel actions: double ball ring with grease lubrication
 - 6) King pin: integrated with the plate and cold-rieveted
- Available with adjustable total front foot brake

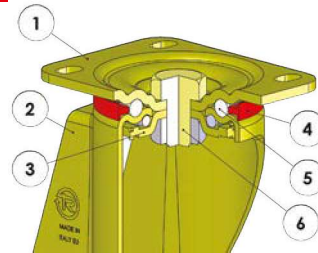
														
mm	mm	kg	COD.	kg	COD.	kg	COD.	mm	mm	mm	mm	mm	mm	daN
160	50	2,81	655904	2,10	656004	3,28	656304	199	140x110	105x80	11	58	178	500
200	50	3,52	655906	2,87	656006	3,90	656306	240	140x110	105x80	11	50	178	500

Options available to order:



Footguard
for brackets NL-
M-P-PT

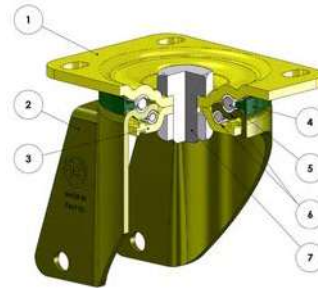
Heavy duty brackets P - max carrying capacity 750 daN



- 1) Plate: yellow galvanised steel plate
 - 2) Fork: yellow galvanised steel plate
 - 3) Ball race ring: yellow galvanised steel plate
 - 4) Dust seal: orange polyamide
 - 5) Swivel actions: double ball ring with grease lubrication
 - 6) King pin: steel bolt in grade 8.8 steel and steel nut
- Available with adjustable total rear foot brake

mm		kg	COD.	kg	COD.	kg	COD.	mm					daN	daN	
125	40	2,27	655913	1,63	656013	2,83	656313	170	140x110	105x80	11	70	126	450	360
160	50	3,46	655914	2,28	656014	4,27	656314	205	140x110	105x80	11	70	126	700	560
200	50	4,14	655916	2,68	656016	4,74	656316	250	140x110	105x80	11	70	126	750	640

Heavy-duty PT brackets with hardened ball race grooves - max carrying capacity 900 daN



- 1) Plate: yellow galvanised steel plate
 - 2) Fork: yellow galvanised steel plate
 - 3) Ball race ring: yellow galvanised steel plate
 - 4) Dust Seal: dark green polyamide 6
 - 5) Swivel actions: double ball ring with grease lubrication
 - 6) Ball race: hardened carbon steel grooves
 - 7) King pin: steel screw, class 8.8 and stainless steel nut
- Available with rear adjustable brake

mm		kg	COD.	kg	COD.	kg	COD.	mm					daN	daN	
125	40	2,27	655953	1,63	656013	2,83	656353	170	140x110	105x80	11	70	126	450	360
160	50	3,34	655954	2,28	656014	3,97	656354	205	140x110	105x80	11	70	126	700	560
200	50	4,36	655956	2,68	656016	4,89	656356	250	140x110	105x80	11	70	126	800	640

Options available to order:



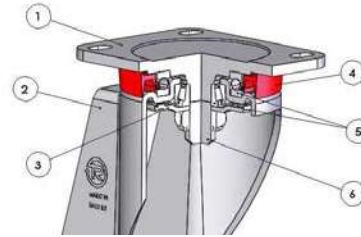
Footguard for brackets NL M-P-PT



Directional lock for brackets P-PT diam. 160-200 mm

"TR" POLYURETHANE WHEELS WITH ERGONOMIC ROUND PROFILE AND ALUMINIUM CENTRE

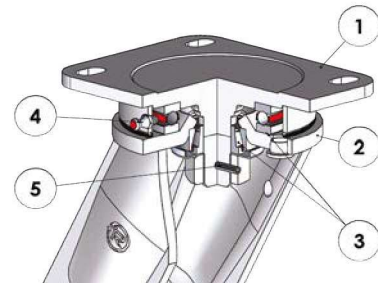
Extra-heavy duty brackets EP - max carrying capacity 800 daN



- 1) Plate: white galvanised forged steel
- 2) Fork: white galvanised forged steel
- 3) Lower bearing protection ring
- 4) Dust seal: orange polyethylene
- 5) Swivel actions: axial ball bearing and tapered roller bearing
- 6) King pin: integrated with the machine-processed plate
Available with adjustable total rear foot brake

mm		kg	COD.	kg	COD.	kg	COD.	mm	mm	mm	mm	mm	mm	daN	daN
160	50	3,62	655924	3,21	656024	4,14	656324	205	135x110	105x80	11	70	126	700	560
200	50	4,40	655926	3,96	656026	4,97	656326	250	135x110	105x80	11	70	126	800	640

Electrowelded brackets EE MHD - max carrying capacity 800 daN



- 1) Plate: forged steel with integrated pin
- 2) Fork: deep-drawn legs electro-welded to the flange
- 3) Swivel actions: axial ball bearing and tapered roller bearing
- 4) Grease nipple
- 5) Anti-loosening system nut
Available with adjustable total rear foot brake

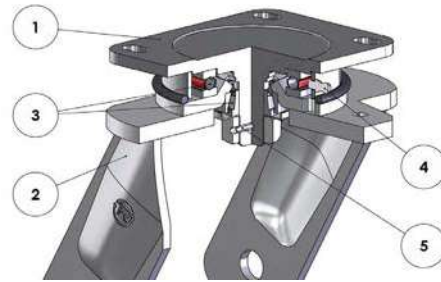
mm		kg	COD.	kg	COD.	kg	COD.	mm	mm	mm	mm	mm	mm	daN	daN
125	40	3,65	655933	2,67	656033	4,53	656333	182	135x110	105x80	11	51	157	450	360
160	50	4,11	655934	3,12	656034	4,99	656334	215	135x110	105x80	11	60	157	700	560
200	50	4,80	655936	3,82	656036	6,14	656336	252	135x110	105x80	11	70	157	800	640

Options available to order:



Directional lock
for brackets EE MHD
- EE HD - EEG MHD - EES MHD:
see page 420

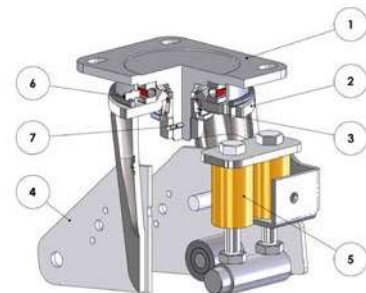
Electrowelded twin brackets EE MHD - max carrying capacity 1500 daN



- 1) Plate: forged steel with integrated pin
 - 2) Fork: deep-drawn tips electro-welded to the flange
 - 3) Swivel actions: axial ball bearing and tapered roller bearing
 - 4) Grease nipple
 - 5) Anti-loosening system nut
- Available with adjustable rear foot brake, operating on wheel rotation only

mm	mm	kg	COD.	kg	COD.	kg	COD.	mm	mm	mm	mm	mm	mm	mm	mm	daN	daN
160	50+50	7,01	659074	6,15	659174	8,01	659274	221	135x110	135x175	105x80	11	55	182		1400	1100
200	50+50	8,19	659076	7,45	659176	9,19	659276	258	135x110	135x175	105x80	11	65	182		1500	1280


Electrowelded sprung-loaded bracket EES MHD - max load capacity 800 daN - damping up to 400 daN




- 1) Top plate: electrolytically galvanised forged steel with integrated pin.
 - 2) Main fork: deep-drawn legs electro-welded to the flange and electrolytically galvanised U-shaped component electro-welded to the legs.
 - 3) Swivel actions: axial ball bearing and tapered roller bearing
 - 4) spring-hinged plates: plates electro-welded to the axle
 - 5) Polyurethane springs
 - 6) Grease nipple
 - 7) Anti-loosening locknut system
- Available with adjustable front lock

mm	mm	kg	COD.	kg	COD.	kg	COD.	mm	mm	mm	mm	mm	mm	mm	daN	daN	daN	daN
160	50	7,07	657904	5,82	658504	8,13	659904	248	135x110	105x80	11	100	240	25	50	400	700	560
200	50	7,67	657906	6,42	658506	8,78	659906	268	135x110	105x80	11	100	265	25	50	400	800	640

 **Spring travel** (mm): maximum difference in the total height of the group wheel + support depending on the spring tension

 **Initial tension** (daN): in case of lighter loads than indicated, the bracket works with no damping

 **Spring tension** (daN): in case of heavier loads than indicated, the bracket works with no damping

Options available to order:



Directional lock for brackets EE MHD
- EE HD - EEG MHD - EES MHD:
see page 420